



www.hy-lok.com

Catalog No. H-BL100
Aug. 2011

BL Series

Bellows Valves



Design & Engineering

- All-metal seal bellows valves at the atmosphere
- Maximum working pressure up to 500 psig (34.4 bar)
- Temperature rating is up to 200°F (93°C)
- ZCR, tube butt weld, and Hy-Lok tube fitting
- End connection size from 1/4 to 1/2
- 100% helium leak tested

Application

- Semiconductor
- Biotech
- Pharmaceutical



HY-LOK CORPORATION

©2004, 2005, 2011 HY-LOK CORPORATION All rights reserved

Features


Upper & Lower Stem

- Ball bearing application between up and low stem
- Smooth operation

Bonnet seals to body without gasket

Stem Tip Assy

- Excellent chemical resistance
- Nonrotating stem tip
- Long cycle life
- Applicable metal stem tip



Round/Toggle Handle & Pneumatic Actuator Panel Mounting



Bellows Welded Assy

- Precision formed metal bellows
- Electro polishing processing
- Long cycle life

Body

- 316L VOD Stainless Steel
- Electro polishing processing
- Variable end connections

Materials of Construction



No.	Description	Material / ASTM Specification
* 1	Body	316L VOD / A479
* 2	Stem Tip Assembly	
* 2a	Stem Tip	PCTFE
* 2b	Adapter	Type 316L / A479
* 3	Gasket	PCTFE
* 4	Bellows Welded Assembly	
* 4a	Lower Stem	Type 316L / A479
* 4b	Bellows	Type 321 / A269
* 4c	Weld Ring	Type 316L / A479
5	Stem Guide	Type 316 / A479
6	Ball Bearing	Stainles Steel 316
7	Upper Stem	Type 316 / A479
8	O-Ring	VITON
9	Bonnet	Type 316 / A479
10	Packing Nut	Type 316 / A479
11	Lock Nut	Type 316 / A479
12	Indicator	Nylon
13	Handle	Aluminum
14	Handle Screw	Stainless Steel 304
15	Handle Cap	Nylon

"*" marked are wetted parts

Specification

Series	Orifice in. (mm)	Cv	Pressure Rating psig (bar)	Temp. Rating °F (°C)
BLSV1	0.157 (4.0)	0.30	Round Handle : 250 (17.3)	-20 ~ 200 (-28 ~ 93)
			Toggle Handle : 125 (8.6)	
			Normally Open : 250 (17.3)	
BLSV2	0.276 (7.0)	0.65	Normally Close : 125 (8.6)	
			Open & Close : 250 (17.3)	

Internal Surface Grade

Grade	Designator	Roughness Average Ra. (E.P)	Packing Standard Class 10
B.A.	B	0.25 μm (10 μin)	Double
High	H	0.13 μm (5 μin)	

Grade "High" is standard.

Cleaning & Testing

Passivation is done at Nitrogen environment. Fine cleaning is done by Ultrasonic cleansing with resistivity over 18MΩ D.I water after finishing the passivation. Inboard helium leak tested to a rate of 4 x 10⁻⁹ cm³/s.

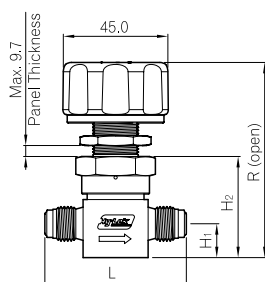
Assembly & Packaging

Assembly and Packaging is performed in the clean room of Class 10. Valves are packed with anti-static polyethylene bag that is pressured into the high purity nitrogen gas.

Dimensions

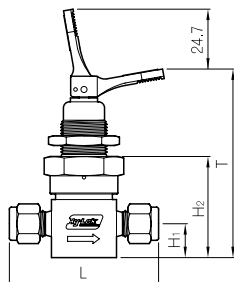
All Dimensions are in millimeters, except for the O.D size. In case of the end connection for Hy-Lok tube fitting, dimensions shown with Hy-Lok nuts in finger-tight position, where applicable.

Round Handle



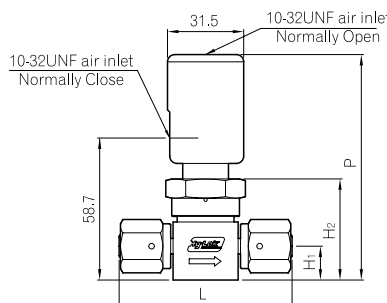
Male ZCR Fitting

Toggle Handle

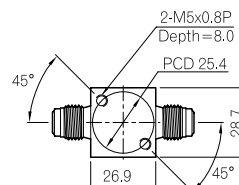


Hy-Lok Tube Fitting

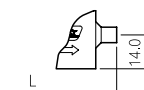
Pneumatic Actuator



Female ZCR Fitting



Bottom Mounting



Tube Butt Weld

End Connection	Ordering No.	Orifice	O.D	L	H1	H2	R	T	P
Male ZCR Fitting	BLSV1VM-4	4.0	1/4"	58.5	14.0	41.8	83.4	80.3	88.6
	BLSV2VM-8	7.0	1/2"	65.0	16.0	45.8	87.4	84.3	92.6
Hy-Lok Tube Fitting	BLSV1H-4	4.0	1/4"	62.5	14.0	41.8	83.4	80.3	88.6
	BLSV1H-6	4.0	3/8"	65.5	14.0	41.8	83.4	80.3	88.6
	BLSV2H-8	7.0	1/2"	71.1	14.0	41.8	83.4	80.3	88.6
Female ZCR Fitting	BLSV1VF-4	4.0	1/4"	70.1	11.4	41.8	83.4	80.3	88.6
	BLSV2VF-8	7.0	1/2"	80.0	16.0	45.8	87.4	84.3	92.6
Tube Butt Weld	BLSV1BW-4	4.0	1/4"	44.2	11.4	41.8	83.4	80.3	88.6
	BLSV1BW-6	4.0	3/8"	44.2	11.4	41.8	83.4	80.3	88.6
	BLSV2BW-6	7.0	3/8"	44.2	14.0	41.8	83.4	80.3	88.6
	BLSV2BW-8	7.0	1/2"	44.2	14.0	41.8	83.4	80.3	88.6

Maintenance Kits

All Dimensions are in millimeters, except for the O.D size. In case of the end connection for Hy-Lok tube fitting, dimensions shown with Hy-Lok nuts in finger-tight position, where applicable.

Stem Tip Kits



Ordering number is the following.

Ordering No.	Orifice	Stem Tip Material
BLSV1STA-PCTFE	4.0 mm	PCTFE
BLSV2STA-PCTFE	7.0 mm	PCTFE

Pneumatic Actuator Kits

Ordering number is the following.

Ordering No.	Series	Description
BLSV1-PO	BLSV1, BLSV2	Normally Open
BLSV1-PC		Normally Close
BLSV1-PD		Open and Close

Bellows Welded Kits

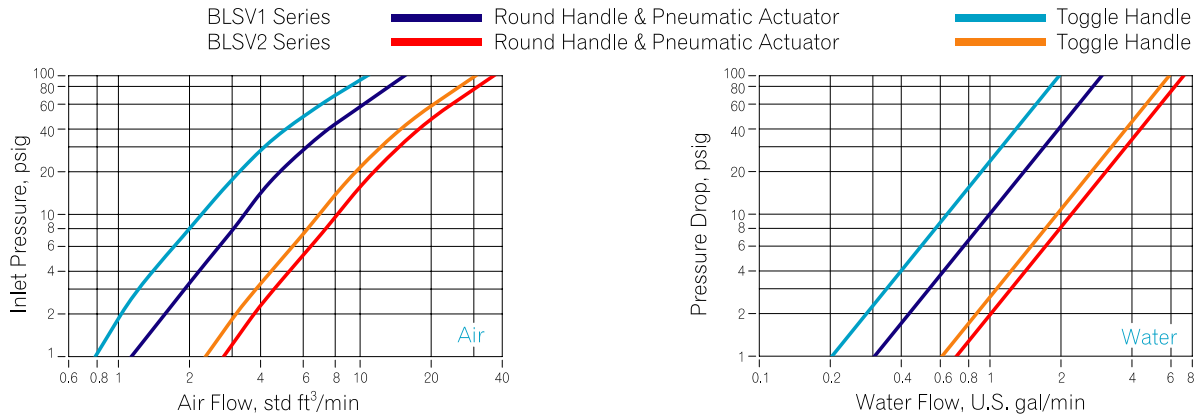


- Bellows, lower stem and weld ring are welded.
- Ordering number is BLSV-BELS that applied to both BLSV1 and BLSV2 Series.

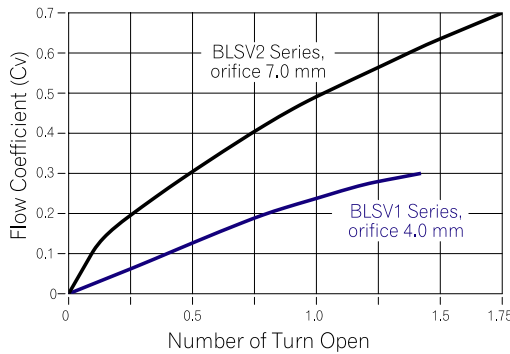
BL Series

Flow Data at 70°F (20°C)

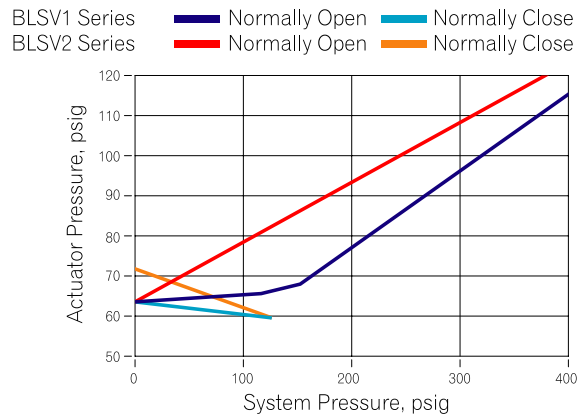
Air & Water Flow Data



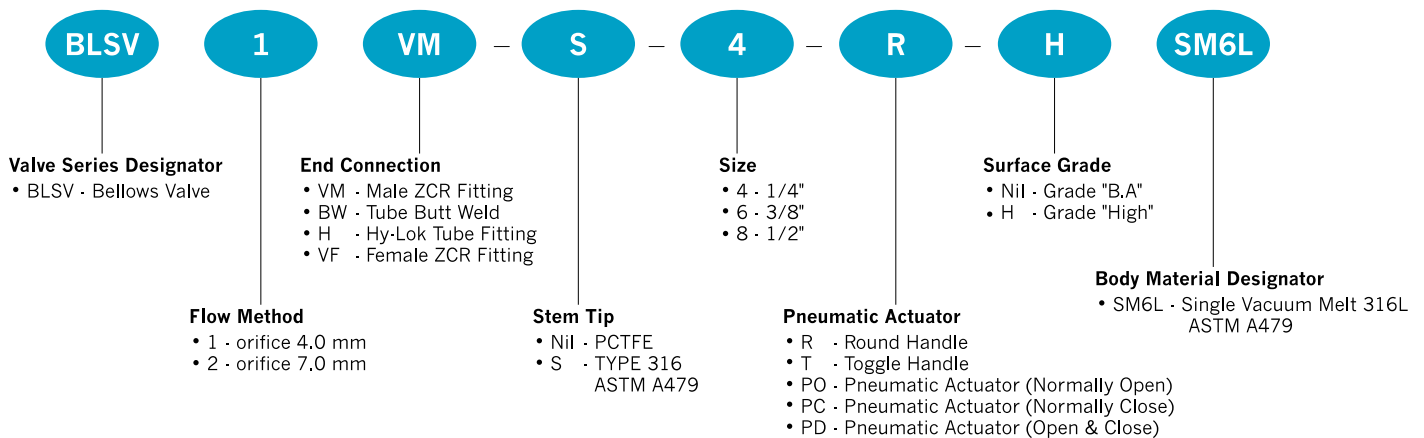
Round Handle Flow Coefficient at Turns Open



Pneumatic Actuator Performance



Ordering Information



SAFETY in VALVE SELECTION

Proper installation, materials compatibility, operation and maintenance of these valves are the responsibility of the user. The total system design must be taken into consideration to ensure optimal performance and safety.